

PICA-T

INSTRUCTIONS MANUAL



DESCRIPTION

TEMPERATURE INDICATOR

For: Pt100 or THERMOCOUPLE J, K, T

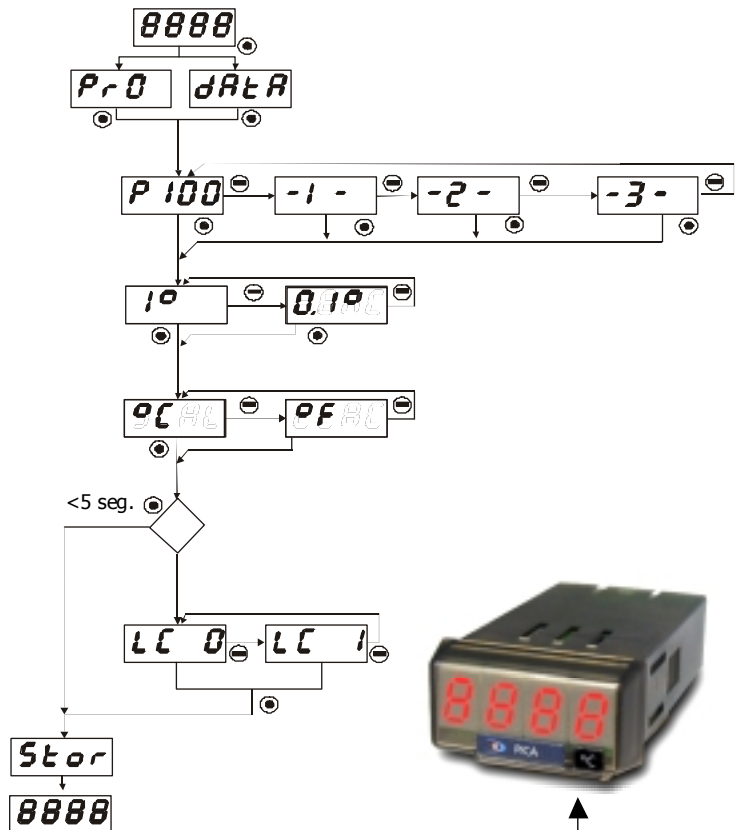
48 x 24 mm frontal

Panel meter temperature measuring in °C or °F with Pt100, thermocouple J, K or T selectable by programming.

Indication in °C or 0.1 °C for Pt 100 program selectable

Three keys keyboard situated on the bottom of the display.

PROGRAMMING



- ENTER :To access programming mode and accept values
- ⊖ SHIFT :In programming mode selects working mode.

Keyboard detail (bottom view)



P 100	Selection to work with Pt100 sensor.
- 1 -	Selection to work with Thermocouple "J" sensor.
- 2 -	Selection to work with Thermocouple "K" sensor.
- 3 -	Selection to work with Thermocouple "T" sensor.
1 0	Indication with 1 degree resolution
0.1 0	Indication with 0.1 ° resolution (only available for Pt100)
0 C	Indication in degree Centigrade. °F Indication in degree Fahrenheit
LC 0:	Access to programming unlocked.
LC 1:	Access to programming totally locked.(Shows values as dAtA).

WARNING: Follow instruction's manual to keep safety protections

WARRANTY

All products are warranted against defective material and workmanship for a period of three years from the date of delivery.
If a product appears to have a defect or fails during the normal use within the warranty period, please contact the distributor from whom you purchased the product.
This warranty does not apply to defects resulting from action of the buyer such as mishandling or improper interfacing.
The liability under this warranty shall extend only to the repair of the instrument ; no responsibility is assumed by the manufacturer for any damage which may result from its use.



TECHNICAL SPECIFICATIONS

INPUT	Resolution 1°	Resolution 0.1°
Pt100	-200 ... 800 °C -328 ... 1472 °F	-100.0 ... 200.0 °C -148.0 ... 392.0 °F
TC " J "	-50 ... 850 °C -58 ... 1562 °F	
TC " K "	-50 ... 1250 °C -58 ... 2282 °F	
TC " T "	-200 ... 400 °C -328 ... 752 °F	

Pt100 measuring current..... < 1.3 mA
Linearization (α= 0.0385)..... DIN 43760
Max. Lead resistance..... 40 Ω / cable balanced

ACURACY @ 23°C ±5°C	
Pt100 1°	±(0.2% r + 1°C) / ±(0.2% r + 2 °F)
Pt100 0.1°	±(0.2% r + 0.4 °) / ±(0.2% r + 0.7 °F)
TC J, K T	±(0.4% r + 2 °C) / ±(0.4% r + 4 °F)

Cold junction compensation from - 10°C to 60 °C
Temperature coefficient 100 ppm/°C
Warm up time 10 minutes

POWER SUPPLY and FUSES (DIN 41661) (no supplied)

PICA-T 85 - 265 VAC 50/60 Hz and 100-300VDC..... F 0.1A/ 250V
PICA-T6 21-53 VAC 50/60Hz and 10,5-70VDC..... F 0.5A/ 250V
Power 1,8W

CONVERSION

Technical Sigma-Delta
Resolution ±15 bits
Rate 25/ s

DISPLAY

Range..... -1999 ÷ 9999
Type..... 4 , 10 mm red digits
Reading rate 4/s
Overflow indication **00E**

ENVIRONMENTAL


Operating temperature..... -10°C ÷ +60°C
Storage temperature..... -25°C ÷ +85°C
Relative humidity (non condensed) <95% ÷ 40°C
Maximum altitude 2000m.
Panel sealing..... IP65

MECHANICAL

Dimensions 48 x 24 x 70mm.
Panel cut-out..... 45 x 22mm.
Weight..... 50 g.
Case material..... Poly carbonate s/ UL 94 V-0

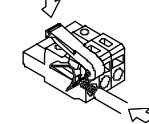
INSTALLATION and WIRING

Power supply



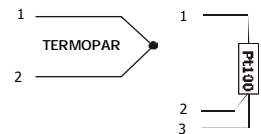
Rear view

Input



Tools cable insertion

SENSORS CONNECTIONS



CONNECTORS

To perform wiring connections, strip the wire leaving from 7 y 10 mm exposed and insert it into the proper terminal while pushing the fingertip down to open the clip inside the connector as indicated in figure.



WARNING

In order to guarantee electromagnetic compatibility, the following guidelines for cable wiring must be followed:

Power supply wires must be routed separated from signal wires. Never run power and signal wires in the same conduit.
Use shielded cable for signal wiring and connect the shield to the ground.
The cable section must be ≥ 0.25 mm²

INSTALLATION

To meet the requirements of the directive EN61010-1, where the unit is permanently connected to the mains supply it is obligatory to install a circuit breaking device easily reachable by the operator and clearly marked as the disconnect device.

CLEANING: The frontal cover should be cleaned only with a soft cloth soaked in neutral soap product. **DO NOT USE SOLVENTS**

Manufacturer : DITEL - Diseños y Tecnología S.A.
Address : Travessera de les Corts, 180
08028 Barcelona
ESPAÑA



Declares, that the product :
Description : Digital panel meter
Model : PICA-T

Conforms with the directives: EMC 89/336/CEE LVD 73/23/CEE

Applicable Standards: EN50081-1 Generic emission.
Applicable Standards: EN50082-1 Generic immunity.
Applicable Standards: EN61010-1 Generic safety.
Installation Category II Degree of Pollution 2
Insulation type ; Enclosure: Double
Inputs / Outputs: Basic

Date: January 2003
Signed: José M.Edo
Charge: Technical Manager